



U.I. Lapp GmbH	PRODUCT INFORMATION	
	UNITRONIC® LIHCH (TP)	12.09.2012

Screened halogen-free data transmission cable with colour code acc. to DIN 47100 and twisted pairs
Halogen-free: to protect human life and valuable assets in the event of a fire, through low smoke density and low amount of corrosive gases
Overall braid minimises electrical interference
Twisted pair (TP) decouples the cable circuits



Info

TP = twisted pair

Application range

Suitable for areas with a high density of people, e.g. public buildings or transport systems, as well as high-value property that must be protected in the event of a fire.

For data processing, measurement and control engineering, safety related systems and as electronics cable

For use in computer systems, instrumentation systems, office equipment, balances - wherever screened, halogen-free, small-diameter cables are needed.

Design

Fine-wire strand made of bare copper wires

Core insulation made of special halogen-free compound

TP structure

Tinned-copper braiding

Outer sheath made of special halogen-free compound Outer sheath colour: pebble grey (RAL 7032)

Product features

Low smoke zero halogen (LSZH)

Flame-retardant according to IEC 60332-1-2

Colour-coded in accordance with DIN 47100

Remark

Unless specified otherwise, the shown product values are nominal values. Detailed values (e.g. tolerances) are available upon request.

Copper price basis: EUR 150/100kg. Refer to Appendix T17 for the definition and calculation of copper-related surcharges.


Please find our standard lengths at: www.lappkabel.de/en/cable-standardlengths

Packaging size: coil ≤ 30 kg or ≤ 250 m, otherwise drum

Please specify the preferred type of packaging (e.g. 1 x 500 m drum or 5 x 100 m coils).

Photographs are not to scale and do not represent detailed images of the respective products.

Product Management	Document: LAPP_PRO224EN.pdf	1 / 4
--------------------	-----------------------------	-------

U.I. Lapp GmbH	PRODUCT INFORMATION	 LAPP GROUP
	UNITRONIC® LiHCH (TP)	12.09.2012

Technical Data

Core identification code:	DIN 47100 without colour repetition, refer to Appendix T9
Mutual capacitance:	C/C approx. 80 nF/km C/S approx. 120 nF/km
Peak operating voltage:	(not for power applications) 250 V
Inductivity:	approx. 0.65 mH/km
Based on:	VDE 0812
Specific insulation resistance:	> 20 GOhm x cm
Coupling:	At 1 kHz: approx. 300 pF/100 m
Conductor stranding:	Fine copper wire strands
Minimum bending radius:	For flexible use: 15 x outer diameter Fixed installation: 6 x outer diameter
Test voltage:	1200 V
Temperature range:	Fixed installation: -30°C to +80°C Occasional flexing: -5°C to +70°C

Product Management	Document: LAPP_PRO224EN.pdf	2 / 4
--------------------	-----------------------------	-------

UNITRONIC® LIHCH (TP)

12.09.2012

Part number	Number of cores and mm ² per conductor	Outer diameter (mm)	Copper index (kg/km)	Weight (kg/km)
UNITRONIC® LIHCH (TP)				
0038302	2 x 2 x 0,14	5.9	18.5	39
0038303	3 x 2 x 0,14	6.0	23.0	48
0038304	4 x 2 x 0,14	6.4	26.6	54
0038306	6 x 2 x 0,14	7.3	48.5	85
0038308	8 x 2 x 0,14	8.4	53.7	97
0038310	10 x 2 x 0,14	8.9	59.0	110
0038312	12 x 2 x 0,14	9.1	66.0	142
0038316	16 x 2 x 0,14	10.4	79.0	154
0038320	20 x 2 x 0,14	11.5	97.0	184
0038325	25 x 2 x 0,14	12.7	113.0	238
0038402	2 x 2 x 0,25	7.2	28.0	54
0038403	3 x 2 x 0,25	7.3	39.6	66
0038404	4 x 2 x 0,25	7.8	44.9	81
0038406	6 x 2 x 0,25	8.7	69.5	115
0038408	8 x 2 x 0,25	10.5	76.9	130
0038412	12 x 2 x 0,25	11.5	120.0	190
0038416	16 x 2 x 0,25	12.7	146.5	238
0038602	2 x 2 x 0,5	8.8	48.1	93
0038603	3 x 2 x 0,5	8.9	73.7	129
0038604	4 x 2 x 0,5	9.6	82.0	146
0038606	6 x 2 x 0,5	11.3	110.0	198
0038608	8 x 2 x 0,5	13.3	139.0	259
0038612	12 x 2 x 0,5	15.1	198.3	354
0038616	16 x 2 x 0,5	16.7	240.0	459
0038702	2 x 2 x 0,75	9.5	58.0	106
0038703	3 x 2 x 0,75	9.6	84.0	140
0038704	4 x 2 x 0,75	10.9	108.0	179
0038708	8 x 2 x 0,75	14.9	180.0	305



Part number	Number of cores and mm ² per conductor	Outer diameter (mm)	Copper index (kg/km)	Weight (kg/km)
0038802	2 x 2 x 1	10.5	84.0	142
0038803	3 x 2 x 1	10.6	96.0	173
0038804	4 x 2 x 1	11.5	121.0	212
0038805	5 x 2 x 1	12.0	161.0	266