



U.I. Lapp GmbH	<b>PRODUCT INFORMATION</b>	
	<b>ÖLFLEX® FD CLASSIC 810</b>	12.09.2012

PVC-insulated, numbered, PVC sheath  
Well-proven, reliable  
Cost-effective solution



### Info

Bestseller among the FD power chain cables  
Well-proven, reliable

### Application range

In power chains or moving machine parts  
Suitable for use in measuring, control and regulating circuits  
Power circuits for electrical equipments used in automation engineering  
Assembly lines, production lines, in all kinds of machines  
Plant engineering

### Design

Extra-fine wire strand made of bare copper wires (class 6)  
Core insulation: PVC  
Cores twisted in layers in short lay lengths  
Non-woven wrapping  
PVC outer sheath, grey (RAL 7001)

### Approvals (Norm references)

For travel distances up to 10 m.  
For use in power chains: Please comply with the assembly guidelines listed in Appendix T3


### Product features

Low-adhesive surface  
Flame-retardant according to IEC 60332-1-2  
In damp or wet interiors  
Designed for 2 up to 8 million bending/unbending cycles in the power chain. Further informations regarding service life see table T0 of the appendix of the Lapp catalogue.  
Only for outdoor use within the indicated operating temperature range, with UV-protection

### Remark

Unless specified otherwise, the shown product values are nominal values. Detailed values (e.g. tolerances) are available upon request.  
Copper price basis: EUR 150/100kg. Refer to Appendix T17 for the definition and calculation of copper-related surcharges.  
Please find our standard lengths at: [www.lappkabel.de/en/cable-standardlengths](http://www.lappkabel.de/en/cable-standardlengths)  
Packaging size: coil ≤ 30 kg or ≤ 250 m, otherwise drum  
Please specify the preferred type of packaging (e.g. 1 x 500 m drum or 5 x 100 m coils).  
Photographs are not to scale and do not represent detailed images of the respective products.

Product Management	Document: LAPP_PRO88EN.pdf	1 / 4
--------------------	----------------------------	-------

U.I. Lapp GmbH	<b>PRODUCT INFORMATION</b>	
	<b>ÖLFLEX® FD CLASSIC 810</b>	<b>12.09.2012</b>

### Technical Data

Core identification code:	Black with white numbers acc. to VDE 0293
Based on:	Core in accordance with VDE 0245/0281 Outer sheath in accordance with VDE 0245/0281
Specific insulation resistance:	> 20 GOhm x cm
Conductor stranding:	Extra-fine wire according to VDE 0295, class 6/IEC 60228 class 6
Minimum bending radius:	For flexible use: 7.5 x outer diameter Fixed installation: 4 x outer diameter
Nominal voltage:	U <sub>0</sub> /U: 300/500 V
Test voltage:	4000 V
Protective conductor:	G = with GN-YE protective conductor X = without protective conductor
Temperature range:	Flexing: 0 °C to +70 °C Fixed installation: -40 °C to +70 °C

Product Management	Document: LAPP_PRO88EN.pdf	2 / 4
--------------------	----------------------------	-------

## ÖLFLEX® FD CLASSIC 810

12.09.2012

Part number	Number of cores and mm <sup>2</sup> per conductor	Outer diameter (mm)	Copper index (kg/km)	Weight (kg/km)
0026100	2 X 0,5	5.3	10.0	40
0026101	3 G 0,5	5.7	15.0	48
0026102	4 G 0,5	6.3	19.2	58
0026103	5 G 0,5	6.8	24.0	67
0026104	7 G 0,5	8.0	34.0	88
0026105	12 G 0,5	9.5	58.0	136
0026106	18 G 0,5	11.4	86.4	195
0026107	25 G 0,5	13.7	120.0	274
0026108	30 G 0,5	14.3	144.0	312
0026109	34 G 0,5	15.6	164.0	359
0026110	50 G 0,5	18.5	240.0	515
0026119	2 X 0,75	5.7	15.0	49
0026120	3 G 0,75	6.2	22.0	60
0026121	4 G 0,75	6.8	29.0	73
0026122	5 G 0,75	7.4	37.0	86
0026123	7 G 0,75	8.9	51.0	117
0026124	12 G 0,75	10.6	87.0	181
0026125	16 G 0,75	12.0	116.0	234
0026126	18 G 0,75	12.7	130.0	259
0026127	25 G 0,75	15.2	181.0	363
0026130	2 X 1,0	6.1	19.0	58
0026131	3 G 1,0	6.6	29.0	72
0026132	4 G 1,0	7.3	39.0	88
0026133	5 G 1,0	8.0	48.0	104
0026134	7 G 1,0	9.6	67.0	142
0026135	12 G 1,0	11.4	115.0	221
0026136	14 G 1,0	12.3	134.4	258
0026137	16 G 1,0	13.0	153.0	287
0026138	18 G 1,0	13.9	173.0	324
0026139	25 G 1,0	16.4	240.0	445
0026140	26 G 1,0	16.4	249.6	459
0026141	34 G 1,0	18.9	326.4	595
0026142	41 G 1,0	20.6	394.0	712
0026143	50 G 1,0	22.3	480.0	854

Part number	Number of cores and mm <sup>2</sup> per conductor	Outer diameter (mm)	Copper index (kg/km)	Weight (kg/km)
0026144	65 G 1,0	25.4	624.0	1097
0026149	2 X 1,5	6.8	29.0	74
0026150	3 G 1,5	7.4	43.2	93
0026151	4 G 1,5	8.1	58.0	114
0026152	5 G 1,5	9.1	72.0	139
0026153	7 G 1,5	10.9	101.0	189
0026154	12 G 1,5	12.9	173.0	295
0026156	18 G 1,5	15.6	259.0	429
0026157	25 G 1,5	18.6	360.0	597
0026158	26 G 1,5	18.6	374.4	615
0026159	34 G 1,5	21.1	489.6	783
0026160	41 G 1,5	23.0	613.0	936
0026161	42 G 1,5	23.0	629.0	954
0026162	50 G 1,5	25.0	720.0	1134
0026170	3 G 2,5	9.0	72.0	145
0026171	4 G 2,5	10.0	96.0	179
0026172	5 G 2,5	11.2	120.0	218
0026173	7 G 2,5	13.6	168.0	303
0026174	12 G 2,5	16.0	288.0	473
0026175	14 G 2,5	17.2	336.0	548
0026180	3 G 4	10.6	120.0	214
0026181	4 G 4	11.7	160.0	266
0026182	5 G 4	13.1	200.0	325
0026183	4 G 6	13.9	223.0	396
0026184	5 G 6	15.5	288.0	484
0026185	4 G 10	17.6	384.0	644
0026186	5 G 10	19.6	480.0	785
0026187	4 G 16	21.0	615.0	922
0026188	5 G 16	23.6	768.0	1133